

Draw something that begins with



a is a plane line round letter.

It starts on the (plane line).




1

2

3


4



1. Point to the plane line.
2. Go back on the plane line then down and around on the grass line,
3. and up to the plane line.
4. Trace back down to the grass line.




Handwriting practice section with four rows of lines. Each row starts with a small illustration (sun/cloud, airplane, flower, cat) on the left, followed by a solid top line, a dashed middle line, and a solid bottom line.



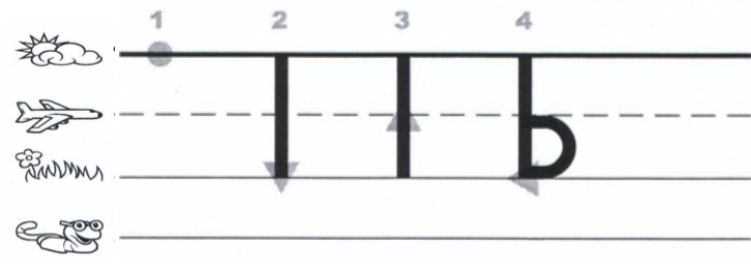
Handwriting practice section with four rows of lines, identical to the section above, each starting with a small illustration (sun/cloud, airplane, flower, cat) on the left.

Draw something that begins with 



b is a sky line letter.

It starts on the (sky line).




- 1. Point to the sky line.
- 2. Go down to the grass line.
- 3. Trace up to the plane line,
- 4. and around to the grass line.

Handwriting practice section with four rows of lines. Each row starts with a small icon (cloud, airplane, flowers, frog) and is followed by a solid top line, a dashed middle line, and a solid bottom line.



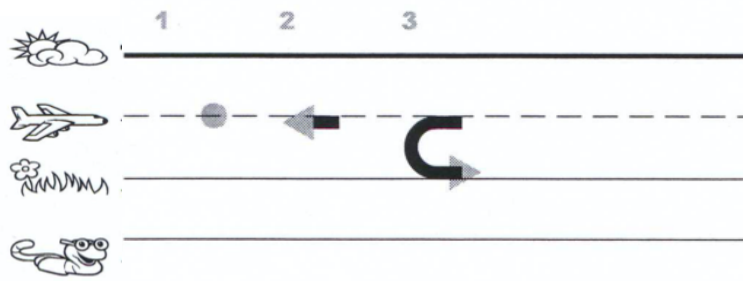
Handwriting practice section with four rows of lines, identical to the previous section, each starting with a small icon (cloud, airplane, flowers, frog).

Draw something that begins with 




c is a plane line round letter.

It starts on the (plane line).



1. Point to the plane line.
2. Start to fly backwards,
3. and go down and around to the grass line.



Feedback

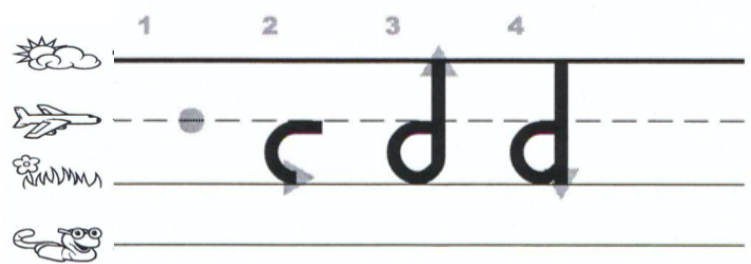


Draw something that begins with 



d is a plane line round letter.

It starts on the (plane line) just like a c.




1. Point to the plane line.
2. Go back, down and around to the grass line,
3. all the way back up to the sky line.
4. Trace back down to the grass line.

Four sets of handwriting lines. Each set consists of a solid top line, a dashed middle line, and a solid bottom line. To the left of each set are three small icons: a cloud, an airplane, and a frog.



Four sets of handwriting lines, identical to the ones above, with cloud, airplane, and frog icons on the left.

Draw something that begins with 



e is a plane line round letter, but it is special.
e starts below the plane line.

1 2 3 4

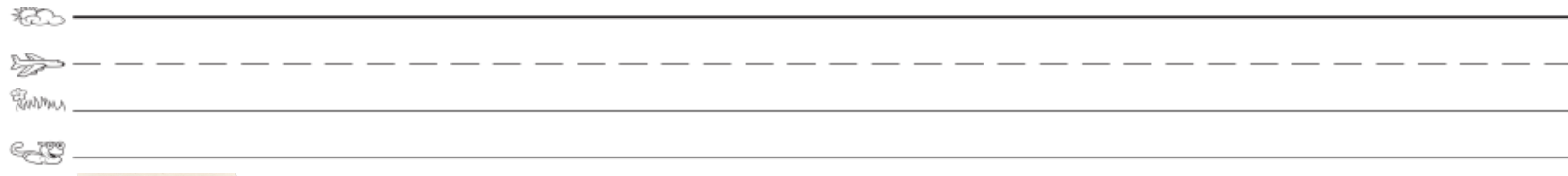
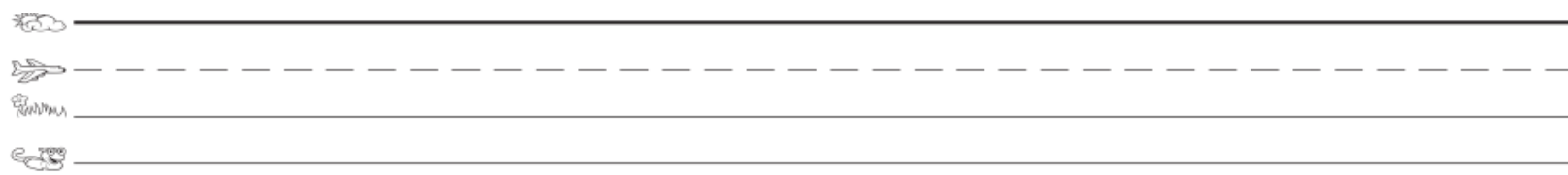
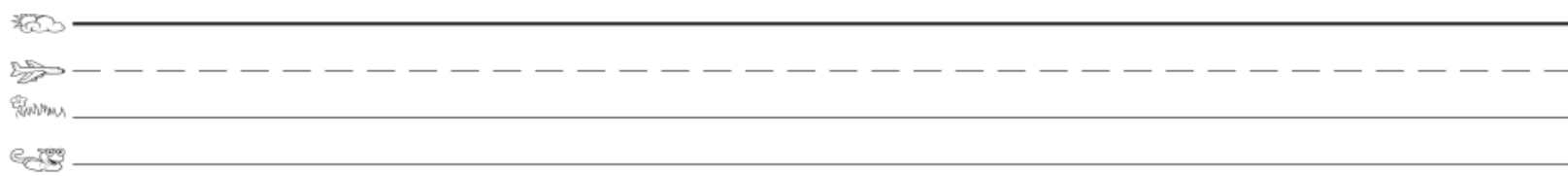
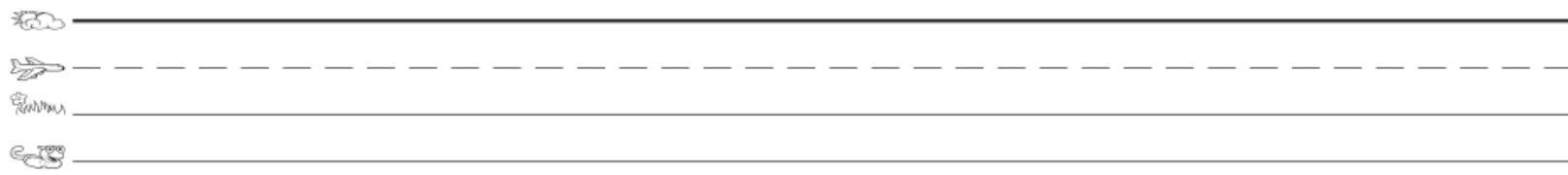


1. Point between the plane line and the grass line.

2. Fly under the plane line.

3. Then go up to the plane line,


4. and around to the grass line.



Feedback

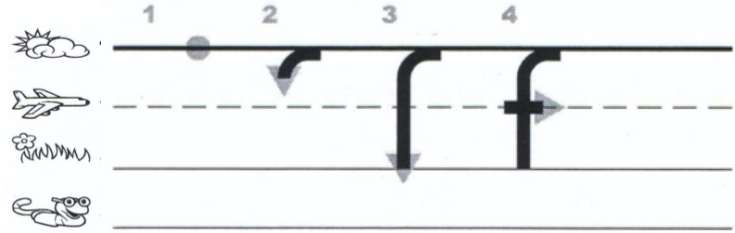


Draw something that begins with 



f is a sky line letter.

It starts on the (sky line).



1. Point to the sky line.
2. Trace back on the sky line,
3. and then way down to the grass line.
4. Cross it on the plane line

Four sets of handwriting practice lines. Each set consists of a solid top line, a dashed middle line, and a solid bottom line. Small icons of a cloud, airplane, grass, and frog are placed on the left side of each set.

Feedback




Draw something that begins with 



It starts on the (plane line) just like a c.

1 2 3 4



1. Point to the plane line.
2. Trace back on the plane line,
3. down and around all the way back to the plane line.
4. Trace back down all the way to the worm line and make a curve.

Handwriting practice section with four rows of lines. Each row starts with a small icon (cloud, jet, flower, giraffe) on the left. The lines consist of a solid top line, a dashed middle line, and a solid bottom line.



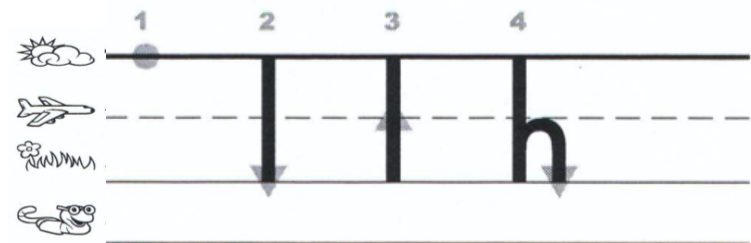
Additional handwriting practice section with four rows of lines, each starting with a small icon (cloud, jet, flower, giraffe) on the left.

Draw something that begins with 



h is a sky line letter.

It starts on the (sky line).



- 1. Point to the sky line.
- 2. Go down to the grass line.
- 3. Trace back up to the plane line,
- 4. and make a hump.

Four sets of handwriting lines. Each set includes a solid top line, a dashed middle line, and a solid bottom line. On the left of each set are small icons: a cloud, an airplane, grass, and a frog.

Feedback




Two more sets of handwriting lines, identical in format to the previous ones, with icons on the left.

Draw something that begins with



i is a plane line letter.

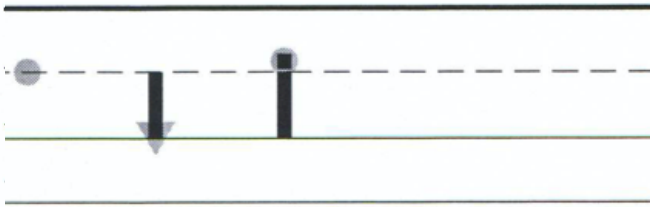
It starts on the (plane line).



1

2


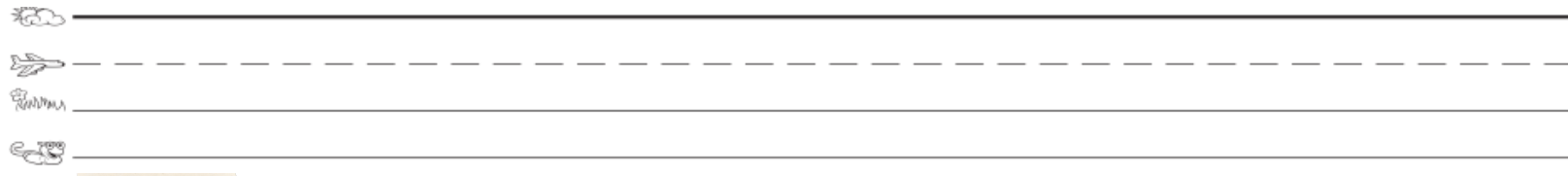
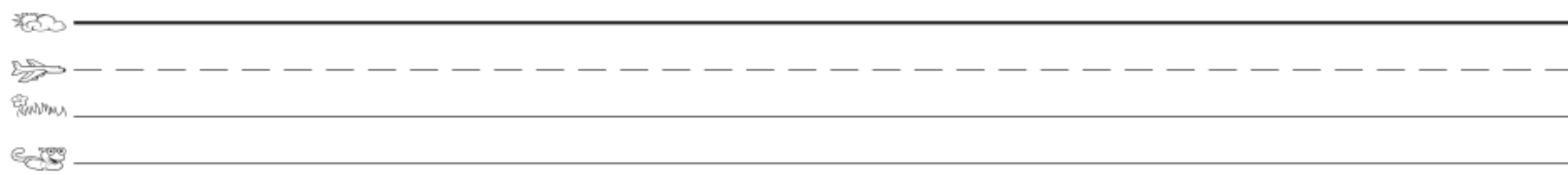
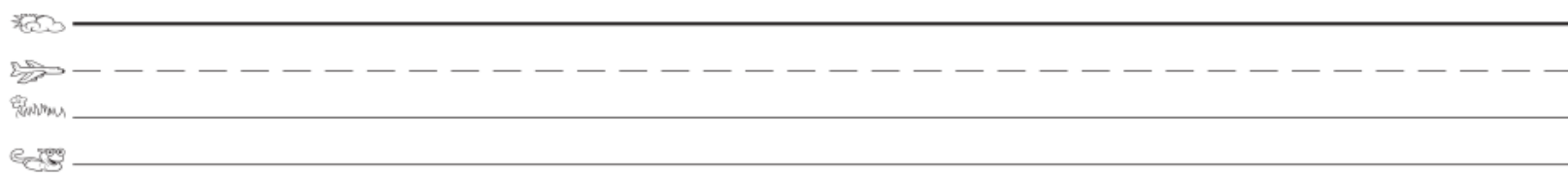
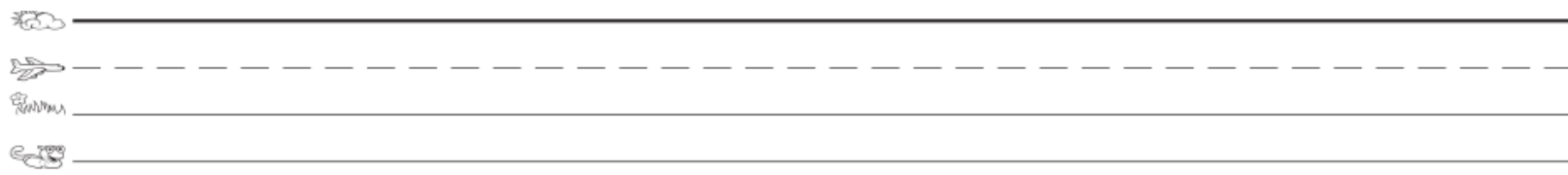
3



1. Point to the plane line.

2. Go down to the grass line.

3. Add a dot.



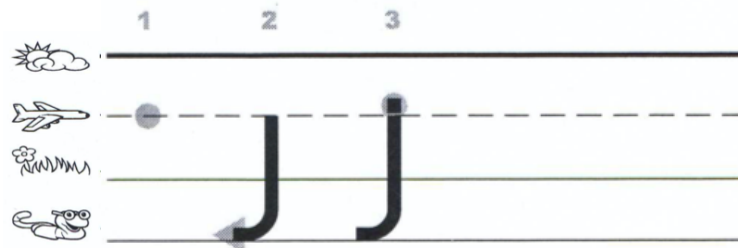
Feedback

Draw something that begins with 




j is a plane line letter.

It starts on the (plane line).




1. Point to the plane line.
2. Go all the way down to the worm line, and make a curve.
3. Add a dot.



Feedback

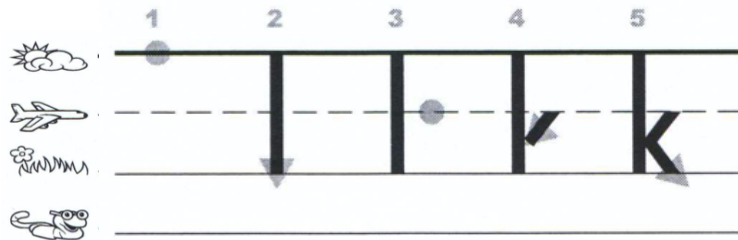


Draw something that begins with 



k is a sky line letter.

It starts on the (sky line).




1. Point to the sky line.
2. Go all the way down to the grass line.
3. Point to the plane line and leave a space.
4. Slide over and touch your tall line,
5. and slide back to the grass line.

Four sets of handwriting practice lines. Each set consists of a solid top line, a dashed middle line, and a solid bottom line. On the left side of each set are small icons: a cloud, an airplane, flowers, and a frog.

Feedback

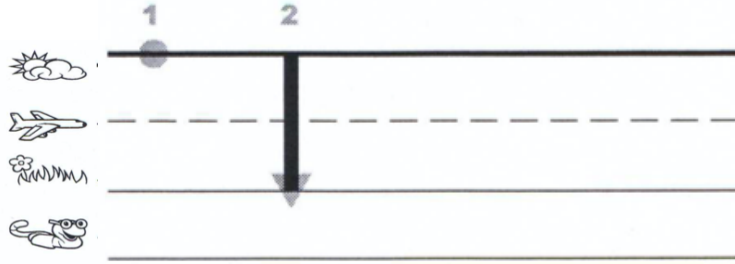


Draw something that begins with 



I is a sky line letter.

It starts on the (sky line).



1. Point to the sky line.


2. Go down to the grass line and stop.

Four sets of handwriting practice lines. Each set consists of a solid top line, a dashed middle line, and a solid bottom line. On the left side of each set are small icons: a sun, a jet, grass, and a frog.

Feedback



Draw something that begins with 

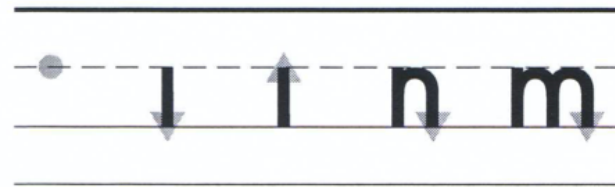


m is a plane line letter.

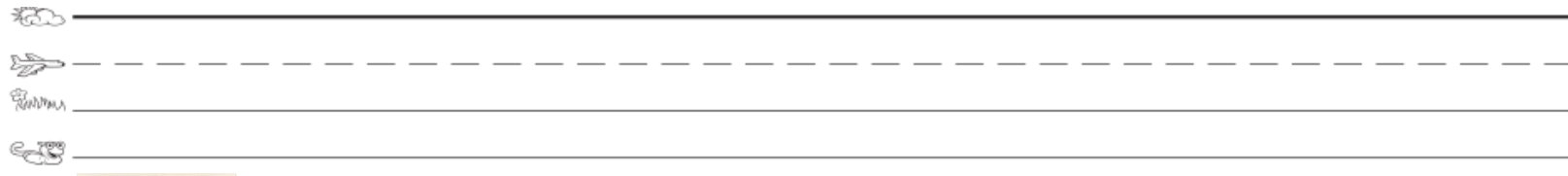
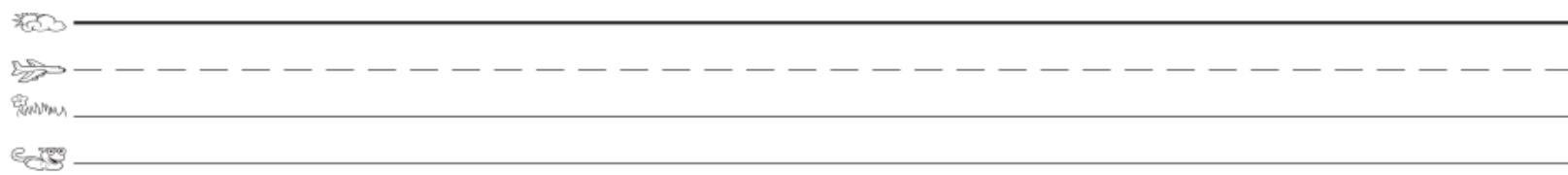
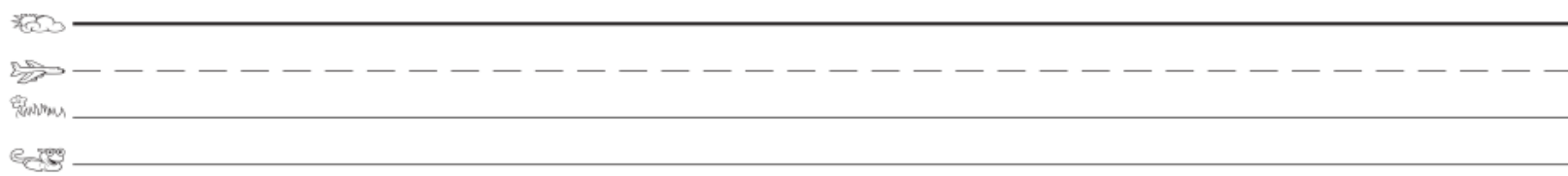
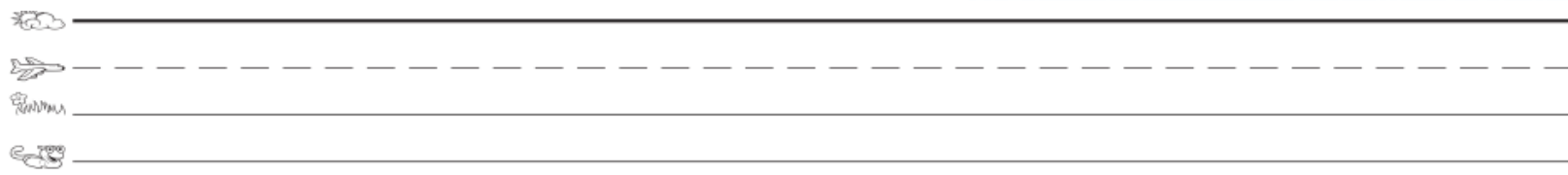
It starts on the (plane line).



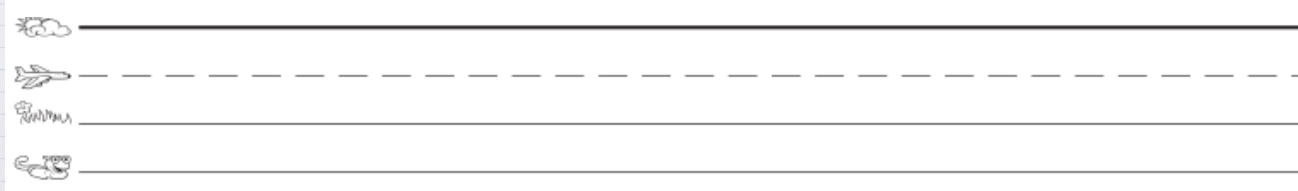
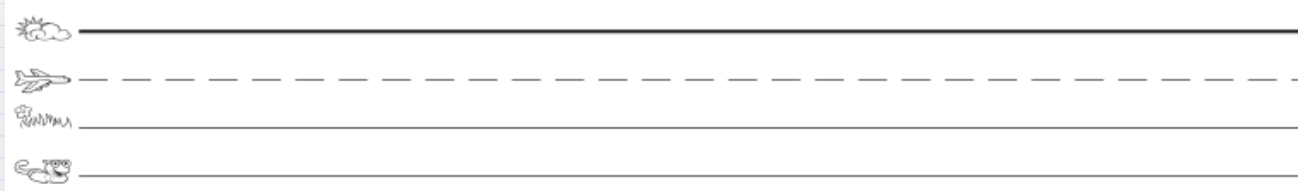
1 2 3 4 5



1. Point to the plane line.
2. Go down to the grass line.
3. Trace back up to the plane line,
4. and make a hump,
5. and then back up to the plane line and make another hump.



Feedback



Draw something that begins with 

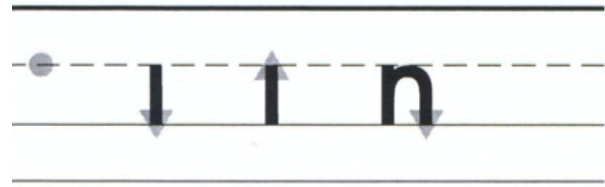


n is a plane line letter.

It starts on the (plane line).



1 2 3 4



1. Point to the plane line.
2. Go down to the grass line.
3. Trace back up to the plane line,
4. and make a hump.

Handwriting practice section with four rows of four-line guides. Each row starts with a small icon (cloud, airplane, flowers, lizard) on the left margin.

Feedback

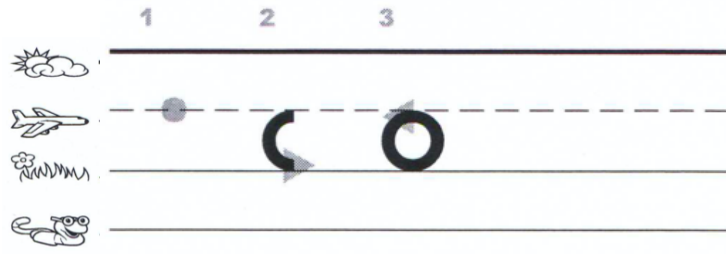


Draw something that begins with 



o is a plane line round letter.

It starts on the (plane line) just like a c.



1. Point to the plane line.
2. Trace back, then down to the grass line,
3. and around back up to the plane line.

Handwriting practice section with four rows of three-line guides. Each row starts with a small icon: a cloud, an airplane, a caterpillar, and a frog.



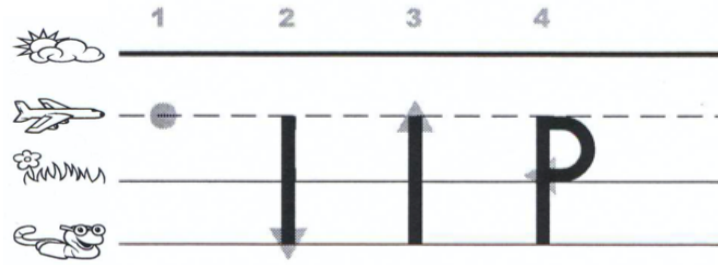
Handwriting practice section with four rows of three-line guides, identical to the previous section, with icons of a cloud, airplane, caterpillar, and frog.

Draw something that begins with 



p is a plane line round letter.

It starts on the (plane line).




1. Point to the plane line.
2. Go down to the worm line.
3. Trace back up to the plane line,
4. and curve all the way around to the grass line.

Four sets of handwriting practice lines. Each set consists of a solid top line, a dashed middle line, and a solid bottom line. To the left of each set are three small icons: a sun, an airplane, and a worm.

Feedback

Four sets of handwriting practice lines. Each set consists of a solid top line, a dashed middle line, and a solid bottom line. To the left of each set are three small icons: a sun, an airplane, and a worm.

Draw something that begins with 

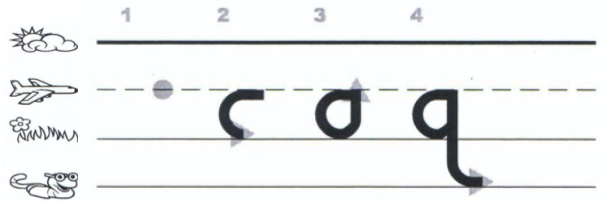


Letter Formation for q

q is a plane line round letter.

It starts on the (plane line).

Remember that q is the chicken letter so in the end it wants to point up to its "buddy" u.



1. Point to the plane line.
2. Trace back and go down to the grass line around, back to the plane line.
3. Trace back down to the worm line,
4. and point up to his "buddy" u.

Handwriting practice lines with icons (cloud, airplane, worm, chicken) on the left side of each row.



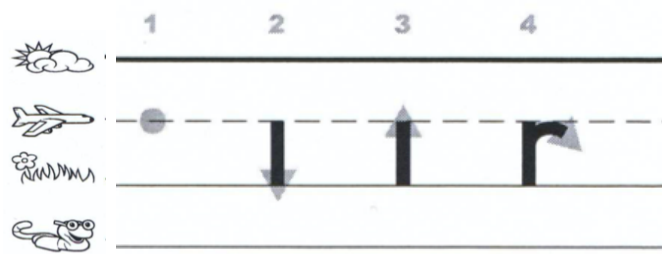
Handwriting practice lines with icons (cloud, airplane, worm, chicken) on the left side of each row.

Draw something that begins with 



r is a plane line letter.

It starts on the (plane line).



1. Point to the plane line.
2. Go down to the grass line.
3. Trace back up to the plane line,
4. and make a little curve.


Handwriting practice section with four rows of lines. Each row starts with a small icon (cloud, airplane, flowers, frog) and is followed by a solid top line, a dashed middle line, and a solid bottom line.

Feedback



Feedback section with four rows of lines. Each row starts with a small icon (cloud, airplane, flowers, frog) and is followed by a solid top line, a dashed middle line, and a solid bottom line.

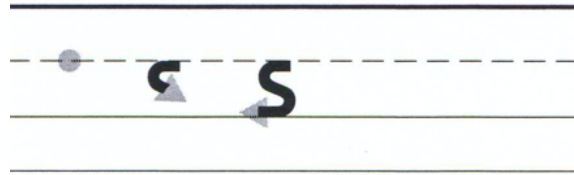
Draw something that begins with 



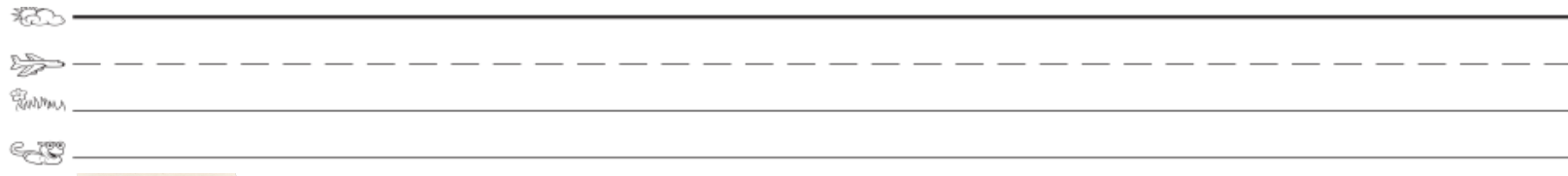
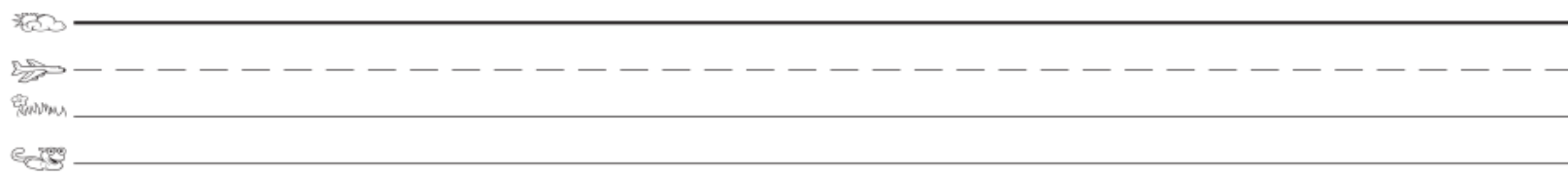
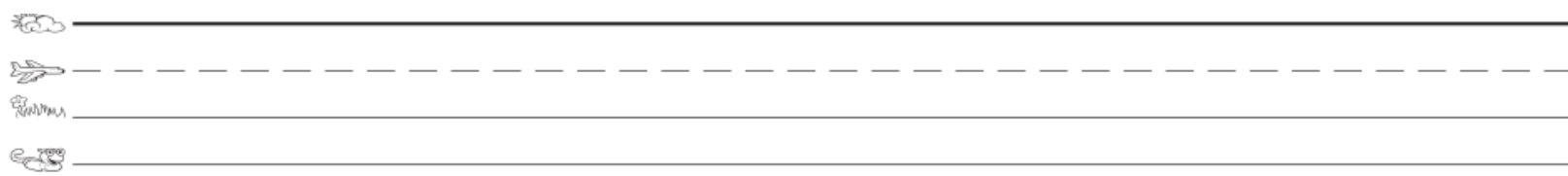
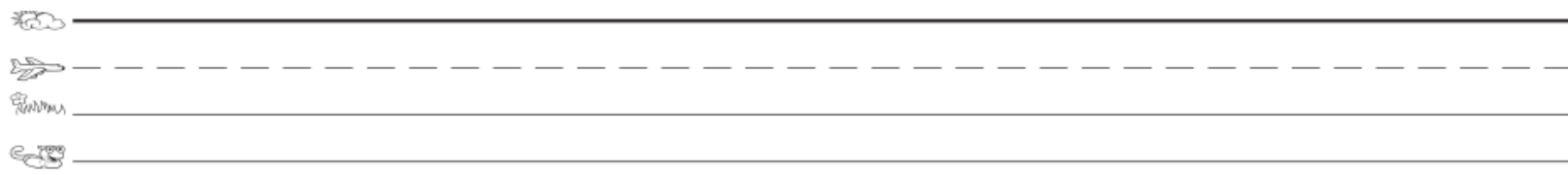
s is a plane line round letter.

It starts on the (plane line) just like a c.


1 2 3



- 1. Point to the plane line.
- 2. Trace back and it curves in,
- 3. and goes back again and lands on the grass line.

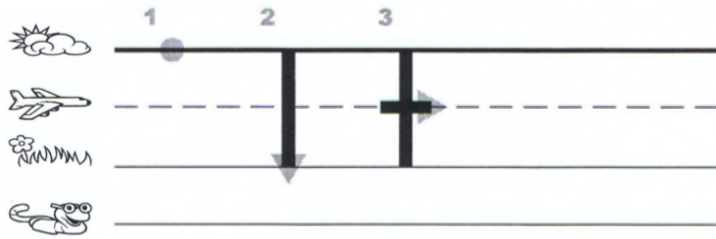


Draw something that begins with 




t is a sky line letter.

It starts on the (sky line).




1. Point to the sky line.
2. Go down to the grass line.
3. Cross it on the plane line.



Feedback




Draw something that begins with 



u is a plane line letter.

It starts on the (plane line).

1 2 3 4


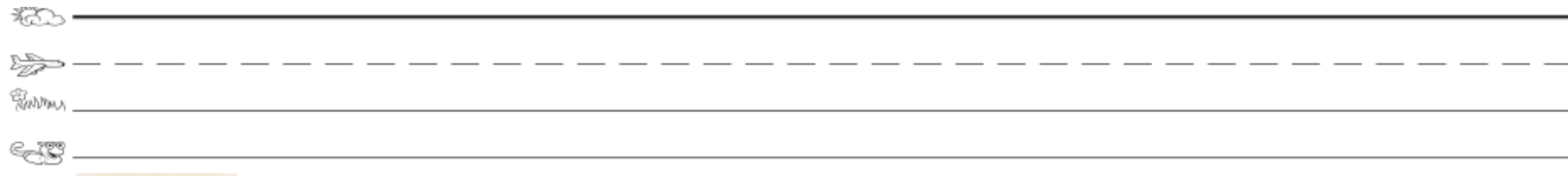
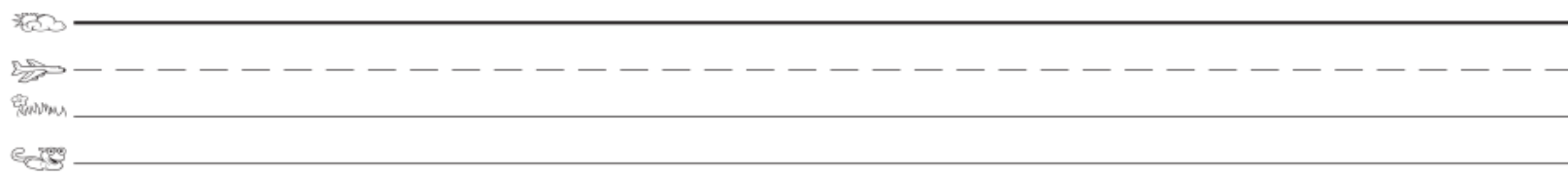
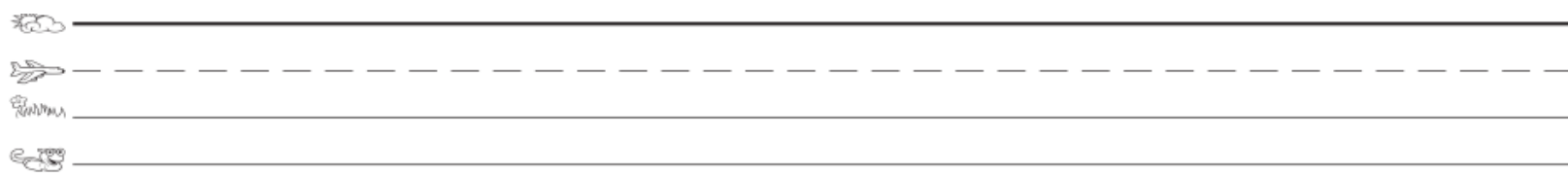
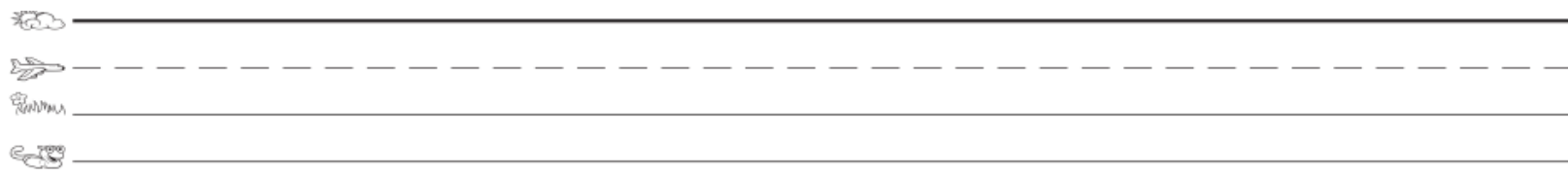


1. Point to the plane line.

2. Go down to the grass line.

3. Curve up to the plane line,

4. and trace straight down to the grass line.



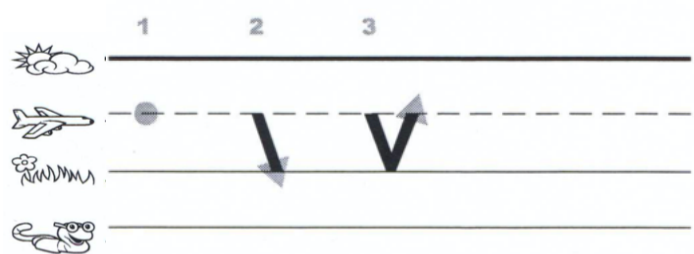
Feedback

Draw something that begins with 



v is a plane line slide letter.

It starts on the (plane line) and (slides).



1. Point to the plane line.
2. Slide down to the grass line.
3. Slide up to the plane line.

Handwriting practice section with four rows of three-line guides. Each row starts with a small icon (cloud, plane, grass, frog) on the left. The lines are solid top and bottom, and dashed middle.



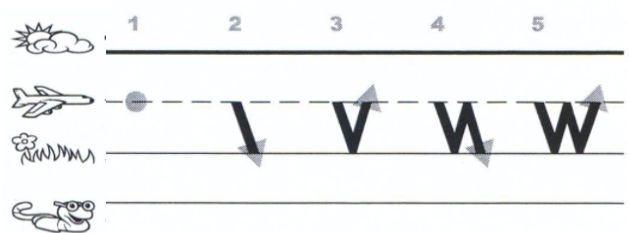
Handwriting practice section with four rows of three-line guides, identical to the previous section, each starting with a small icon (cloud, plane, grass, frog) on the left.

Draw something that begins with 



w is a plane line slide letter.

It starts on the (plane line) and (slides).




1. Point to the plane line.
2. Slide down to the grass line.
3. Slide up to the plane line.
4. Slide down to the grass line.
5. Slide up to the plane line.

Handwriting practice section with four rows of lines. Each row starts with a small icon (cloud, airplane, grass, frog) and is followed by a solid top line, a dashed middle line, and a solid bottom line.



Handwriting practice section with four rows of lines, identical to the previous section, each starting with a small icon (cloud, airplane, grass, frog).

Draw something that begins with 



x is a plane line slide letter.

It starts on the (plane line) and (slides).



1

2

3

4



1. Point to the plane line.

2. Slide down to the grass line.

3. Leave a space and point to the plane line.

4. Slide back to the grass line.



Feedback



Draw something that begins with 

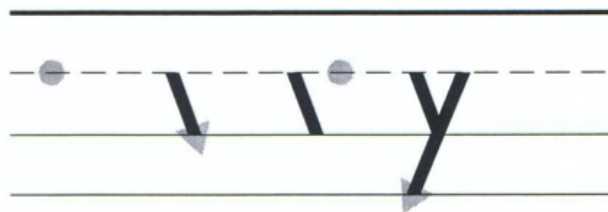


y is a plane line slide letter.

It starts on the (plane line) and (slides).



1 2 3 4




1. Point to the plane line.
2. Slide down to the grass line.
3. Pick up your pencil (finger) and leave a space and point to the plane line.
4. Slide back - all the way to the worm line.

Handwriting practice section with four rows of lines. Each row starts with a small icon (sun/cloud, airplane, grass, worm) on the left, followed by a solid top line, a dashed middle line, and a solid bottom line.

Feedback

Feedback section with four rows of lines. Each row starts with a small icon (sun/cloud, airplane, grass, worm) on the left, followed by a solid top line, a dashed middle line, and a solid bottom line.

Draw something that begins with 




z is a plane line slide letter, but it doesn't slide right away.

Where does it start? (On the plane line).

Before it slides, the z goes on the plane line.

1 2 3 4



1. Point to the plane line.
2. Go on the plane line.
3. Slide back to the grass line.
4. Then go on the grass line.

Handwriting practice section with four rows of four-line grids. Each row starts with a small icon (sun/cloud, jet, flower/grass, frog) on the left side of the grid.



Handwriting practice section with four rows of four-line grids. Each row starts with a small icon (sun/cloud, jet, flower/grass, frog) on the left side of the grid.